





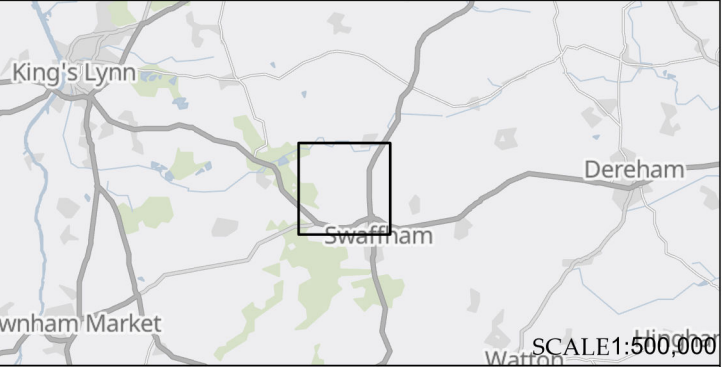
DRAWING TITLE:
ES Figure 6.1 Local Context

DOCUMENT:
6.3 Environmental Statement Volume 3
Figure 6.1 Local Context

LEGEND:
 Order limits
 1, 2 and 3km from Order limits

*Note - No dimensions are to be scaled from this drawing. All dimensions are to be checked on site. Area measurements for indicative purposes only.

Sources: Esri, LDA Design, IGP 2025



The Infrastructure Planning (Applications: Prescribed Forms and Procedure) Regulations 2009 – Reg 5(2)(a)

PINS Ref. EN0110013 Drawing no.: 9485_0511

DATE	Nov 2025	DRAWN	VW
SCALE @A3	1:40,000	CHECKED	OWh/MB
STATUS	Final	APPROVED	RP

P0	DCO Submission	RP	19/11/25
REV.	DESCRIPTION	APP.	DATE

THIS DRAWING IS THE PROPERTY ISLAND GREEN POWER AND NO REPRODUCTION MAY BE MADE IN WHOLE OR IN PART WITHOUT PERMISSION

